



**HAL**  
open science

## Quantification of the efficiency of free product recovery of heavy chlorinated compounds using chemical and thermal enhancements with permittivity, resistivity and optical density measurements

Stéfan Colombano, Hossein Davarzani, Eric van Hullebusch, D Huguenot, Dominique Guyonnet, Jacques Deparis, Fabien Lion, Ioannis Ignatiadis

### ► To cite this version:

Stéfan Colombano, Hossein Davarzani, Eric van Hullebusch, D Huguenot, Dominique Guyonnet, et al.. Quantification of the efficiency of free product recovery of heavy chlorinated compounds using chemical and thermal enhancements with permittivity, resistivity and optical density measurements. 8th European Bioremediation Conference, Jun 2022, Chania, Greece. hal-03662175

**HAL Id: hal-03662175**

**<https://brgm.hal.science/hal-03662175v1>**

Submitted on 9 May 2022

**HAL** is a multi-disciplinary open access archive for the deposit and dissemination of scientific research documents, whether they are published or not. The documents may come from teaching and research institutions in France or abroad, or from public or private research centers.

L'archive ouverte pluridisciplinaire **HAL**, est destinée au dépôt et à la diffusion de documents scientifiques de niveau recherche, publiés ou non, émanant des établissements d'enseignement et de recherche français ou étrangers, des laboratoires publics ou privés.

# QUANTIFICATION OF THE EFFICIENCY OF FREE PRODUCT RECOVERY OF HEAVY CHLORINATED COMPOUNDS USING CHEMICAL AND THERMAL ENHANCEMENTS WITH PERMITTIVITY, RESISTIVITY AND OPTICAL DENSITY MEASUREMENTS

S. Colombano<sup>1</sup>, H. Davarzani<sup>1</sup>, E.D. van Hullebusch<sup>2,3</sup>, D. Huguenot<sup>2</sup>, D. Guyonnet<sup>1</sup>, J. Deparis<sup>1</sup>, F. Lion<sup>1</sup>, I. Ignatiadis<sup>1</sup>

<sup>1</sup> BRGM, French Geological Survey, Water, Environment, Process Development and Analysis Division, 3 avenue Claude Guillemin, 45060 Orléans cedex 2, France

<sup>2</sup> Université Université Gustave Eiffel, Laboratoire Géomatériaux et Environnement (LGE), EA4508, UPEM, 77454 Marne-la-Vallée, France

<sup>3</sup> Institut de Physique du Globe de Paris, Université Paris Cité, UMR 7154, CNRS, F-75005, Paris, France

Corresponding authors email: [s.colombano@brgm.fr](mailto:s.colombano@brgm.fr) and [i.ignatiadis@brgm.fr](mailto:i.ignatiadis@brgm.fr)

## ABSTRACT

### Background information

Recovery of chlorinated solvents (CSs) as a free product is mainly based on the pumping and pumping/skimming approach. However, this technique is time consuming and does not allow significant recovery of CSs in the form of free product and its associated dissolved emissions. Our study focuses on the beneficial effects of thermal and chemical enhancements for recovering free product composed of heavy chlorinated compounds (Hexachlorobutadiene, Hexachloroethane, Perchloroethylene, Pentachlorobenzene, Trichloroethylene,...).

### Main results

Drainage-imbibition experiments were performed in 1D Cells with 0.1 and 0.5 mm glass beads (GB). The experimental data were modeled with the van Genuchten-Mualem (VGM) capillary pressure-saturation function. Parameters  $\alpha$  and  $n$ , as well as residual and irreducible saturations ( $S_{rn}$  and  $S_{rw}$ ), were obtained in order to use them during multiphase flow modeling.

Four surfactants (SDBS, Aerosol MA-80, Triton X-100 and Tween 80) were tested at their critical micelle concentration (CMC). The best recovery yield was obtained with SDBS: 27.6% for 0.5 mm GB and 46.3% for 0.1 mm GB. Experiments with thermal enhancement were also performed at 50°C, however, no significant improvement in the CSs recovery yield was achieved<sup>a</sup>.

The drainage-imbibition experiments were continuously monitored by electrical resistivity, permittivity and optical density methods. With these methods, it was aimed to verify if  $S_{rn}$  could be indirectly estimated in order to use these monitoring methods during the tests performed with the 1D columns and 2D tanks<sup>b</sup>.

The estimation of residual saturations with permittivity fits well with the CRIM model (less than 8% difference). In contrast, the Archie's law used to model variations in resistivity as a function of water saturation ( $S_w$ ) variations may overestimate the experimental data by a factor of 2.

It is possible to monitor the variations of  $S_w$  and to quantify  $S_{rn}$  taking into account factors of corrections for permittivity and resistivity. These factors were quantified according to  $S_w$ <sup>c</sup>.

Optical density monitoring shows that  $S_{rn}$  can be accurately estimated with a linear relation ( $R^2 = 0.98$ ).

The tests in 1D columns made it possible to fit the two-phase flow model and to confirm the accuracy of indirect monitoring (permittivity, resistivity and optical density)<sup>b</sup>.

The pumping experiments in 2D tanks provide (using indirect monitoring approaches) estimations of the radius of influence (ROI) and of the optimal pumping flow rate (PFR). The ROI of pumping increases significantly with the thermal and chemical enhancements (e.g., it increases two-fold using surfactants). On the other hand, at higher PFRs, the beneficial effect of enhancement is less significant.

Based on the experimental data, it was possible to calibrate numerical model of two-phase flow in porous media (using COMSOL Multiphysics®). In particular, the model can predict the displacement of the water-DNAPL interface<sup>b,d,e</sup>.




Figure 1: Comparison of measured (with image interpretation) and modelled cone of depression (0.5 mm GB) at the end of the pumping (steady-state condition) for different flowrates<sup>b</sup>

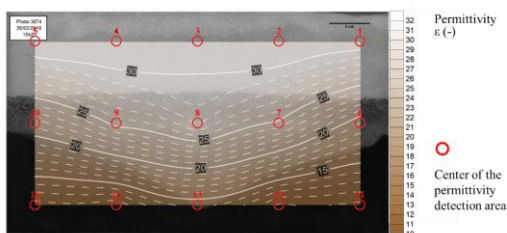


Figure 2: Surface plot of measured permittivity within an image with 0.5 mm GB and a flow rate of 150 mL.min<sup>-1</sup> (without enhancement) at t=18 min<sup>c</sup>

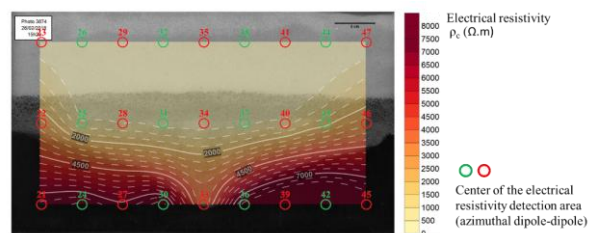


Figure 3: Surface plot of measured resistivity with an image with 0.5 mm GB and a flow rate of 150 mL.min<sup>-1</sup> (without enhancement) at t=18 min<sup>c</sup>

**Conclusions**

The experiments carried out have shown that it is possible to determine the residual saturations very precisely with the interpretation of images, permittivity and, to a lesser extent, resistivity. The two-phase model makes it possible to finely reproduce the observed phenomena, in particular the ranges of action and the remediation yields according to the pumping. The experiments and the model can be used to develop other depollution techniques: foam, polymer or gas injection. The heterogeneity of the environments may also be taken into account.

**Acknowledgements:** This work was carried out within the framework of the SILPHES project. We would like to thank ADEME, which financed part of the project as part of the Investissements d’Avenir program. We also thank the BRGM and the MULTISCALEXPER project, which financed part of the project. Finally, we warmly thank the financial support provided to the PIVOTS project by the Center - Val de Loire Region (ARD 2020 program and CPER 2015-2020) and the Ministry of Higher Education and Research (CPER 2015-2020 and the grant of public service at the BRGM).

**References:**

[a] Colombano S., Davarzani H., van Hullebusch E.D., Huguenot D., Guyonnet D., Deparis J., Ignatiadis I., 2021a. Thermal and chemical enhanced recovery of heavy chlorinated organic compounds in saturated porous media: 1D cell drainage-imbibition experiments. *Science of the Total Environment*, 706, 13575. <https://doi.org/10.1016/j.scitotenv.2019.135758>

[b] Colombano S., Davarzani H., van Hullebusch E.D., Huguenot D., Guyonnet D., Deparis J., Lion F., Ignatiadis I., 2021b. Comparison of thermal and chemical enhanced recovery of DNAPL in saturated porous media: 2D tank pumping experiments and two-phase flow modelling. *Science of the Total Environment*, 760, 143958. <https://doi.org/10.1016/j.scitotenv.2020.143958>

[c] Colombano S., Davarzani H., van Hullebusch E.D., Huguenot D., Guyonnet D., Deparis J., Ignatiadis I., 2021c. Permittivity and electrical resistivity measurements and estimations during the recovery of DNAPL in saturated porous media: 2D tank experiments. *Journal of Applied Geophysics*, 191, 104359. <https://doi.org/10.1016/j.jappgeo.2021.104359>

[d] Koohbor B., Deparis J., Leroy P., Ataie-Ashtiani B., Davarzani H., Colombano S., 2022. DNAPL flow and complex electrical resistivity evolution in saturated porous media: A coupled numerical simulation. *Journal of Contaminant Hydrology*, 248, 104003. <https://doi.org/10.1016/j.jconhyd.2022.104003>

[e] Patent: 3112865