



HAL
open science

Optimization of iridium oxy-hydroxide films for pH monitoring of underground components of nuclear repositories

Romain Rodrigues, Ioannis Ignatiadis, Johan Bertrand, Stéphanie Betelu

► To cite this version:

Romain Rodrigues, Ioannis Ignatiadis, Johan Bertrand, Stéphanie Betelu. Optimization of iridium oxy-hydroxide films for pH monitoring of underground components of nuclear repositories. 8th International Conference on Clays in Natural and Engineered Barriers for Radioactive Waste Confinement, Jun 2022, Nancy, France. hal-03642131v2

HAL Id: hal-03642131

<https://brgm.hal.science/hal-03642131v2>

Submitted on 22 Jun 2022

HAL is a multi-disciplinary open access archive for the deposit and dissemination of scientific research documents, whether they are published or not. The documents may come from teaching and research institutions in France or abroad, or from public or private research centers.

L'archive ouverte pluridisciplinaire **HAL**, est destinée au dépôt et à la diffusion de documents scientifiques de niveau recherche, publiés ou non, émanant des établissements d'enseignement et de recherche français ou étrangers, des laboratoires publics ou privés.

OPTIMIZATION OF IRIIDIUM OXY-HYDROXIDE FILMS FOR pH MONITORING OF UNDERGROUND COMPONENTS OF NUCLEAR REPOSITORIES

8TH INTERNATIONAL CONFERENCE

13-16 June 2022 - Nancy (France)

ON CLAYS IN NATURAL AND ENGINEERED BARRIERS FOR RADIOACTIVE WASTE CONFINEMENT

Romain Rodrigues¹, Ioannis Ignatiadis¹, Johan Bertrand², Stéphanie Betelu^{1*}

¹: BRGM (French Geological Survey), Orléans, France (*s.betelu@brgm.fr)

²: ANDRA (French National Radioactive Waste Management Agency), Châtenay-Malabry, France

Introduction

The development of robust **all-solid pH sensors**, which do not necessitate any maintenance, is required for the **long-term monitoring** of the **pore water** of clay-based disposal systems.


Due to their high stability, corrosion resistance and reversible redox properties, **iridium oxy-hydroxides (IrOx)** are widely investigated for pH sensing and can be regarded for pH monitoring of underground components of nuclear repositories. This work aims at **investigating and optimizing the IrOx electrodeposition process** for accurate pH measurements with the specific constraints related to on-site conditions.

Materials and methods

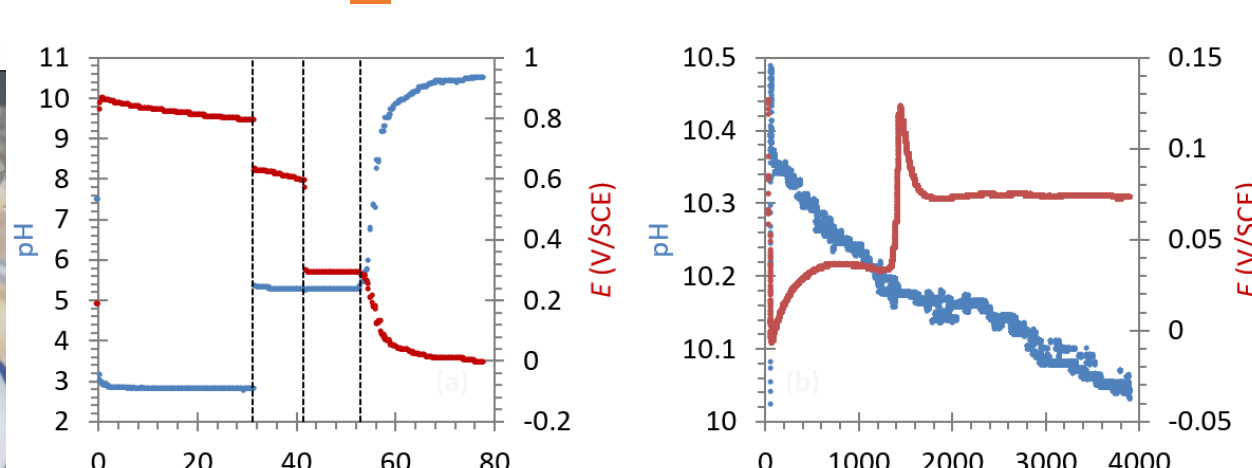
I. Preparation of Ir^{IV}/Ir^{III}-based solutions

Based on the protocol proposed first by Yamanaka [1]

75 mg of IrCl₃ in + 375 mg of K₂C₂O₄ (oxalate) + 0.5 mL H₂O₂ 30% w/v + K₂CO₃ (up to pH = 10.5) After three days (pH = 10)



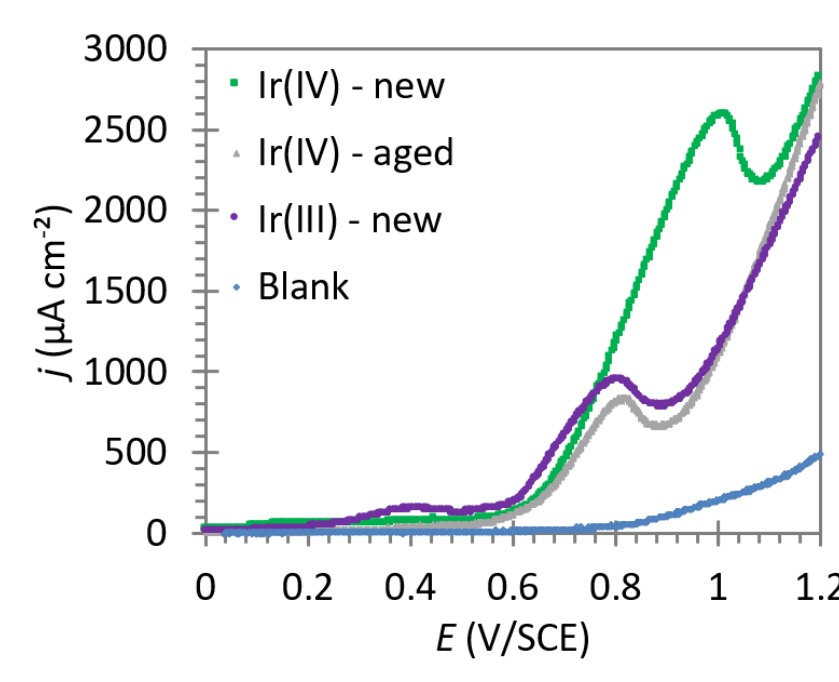
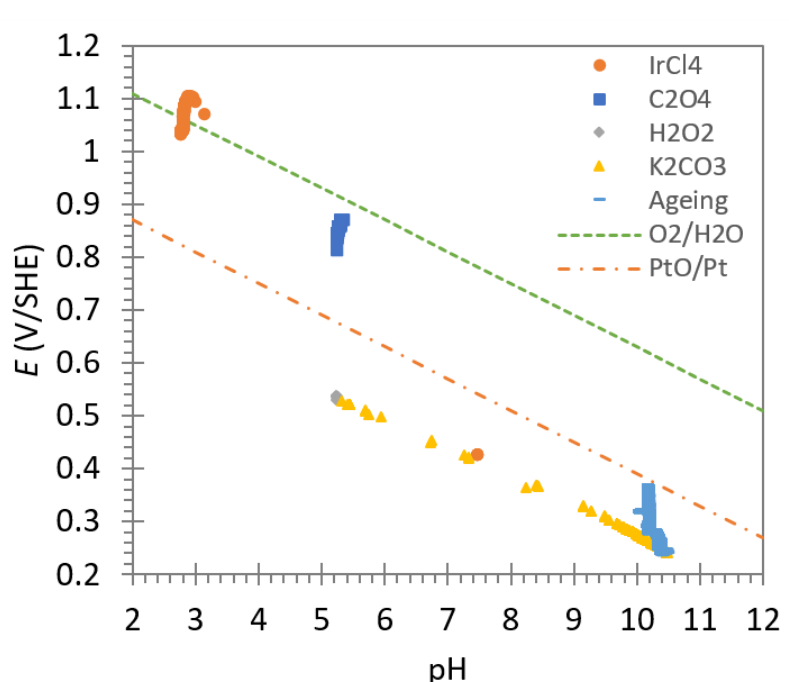
E_h/pH monitoring




II. Investigation of the electrodeposition mechanism

Use of electrochemical quartz crystal microbalance (EQCM) to determine the variation in mass during experiments

- Characterization of the blank solution
- Characterization of the IrCl_x solutions



- Galvanostatic electrodeposition (I_{constant})
- Potentiostatic electrodeposition (E_{constant})
- Electrodeposition by cyclic voltammetry
- Characterization of the IrOx films

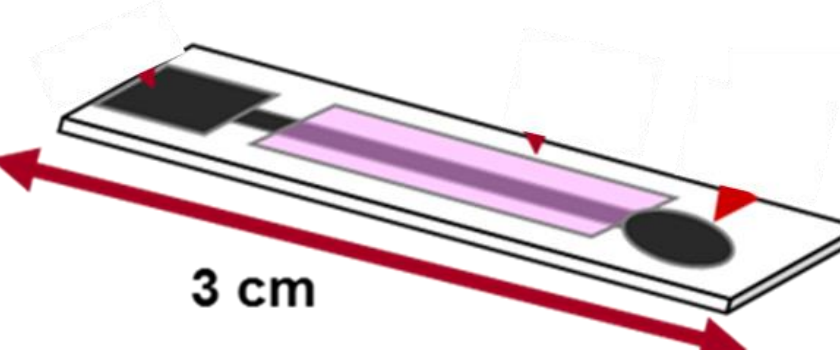


Electrochemistry: PARSTAT 4000A + QCM922
WE: gold-coated quartz (0.198 cm²)
RE: saturated calomel electrode (SCE)
CE: platinum wire

$$\text{Sauerbrey equation: } \Delta m = \frac{-A \sqrt{\rho_{\text{Ir}} \rho_{\text{q}}}}{2 F^2 q} \Delta f = -k \Delta f$$

III. Determination of the sensitivity of IrOx films

Electrodeposition of IrOx films on Carbon-based Screen-Printed Electrodes (SPEs), as already performed in [2] for Sb-based SPEs

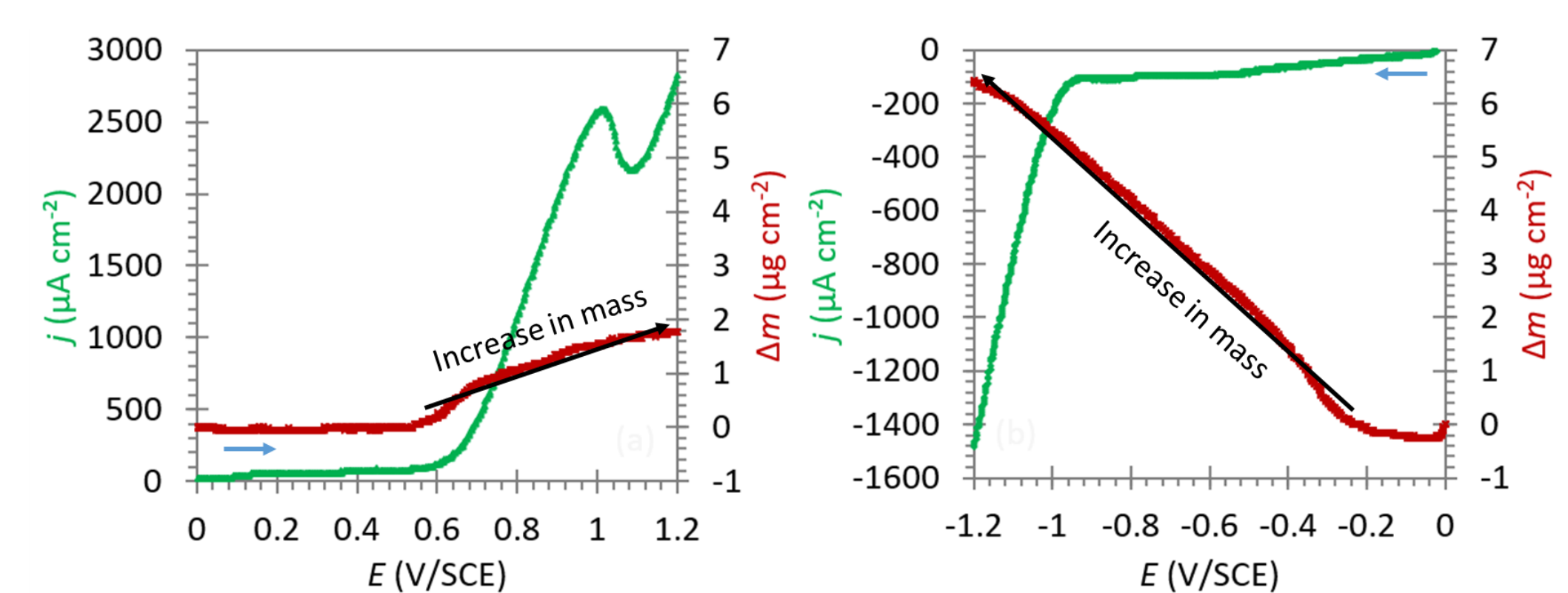


- Same electrodeposition methods as described above
- Potentiometric measurements in **pH buffers 4-12 at 25 °C, under atmosphere and in glove box (GB, pO₂ = 10⁻⁶ atm)**

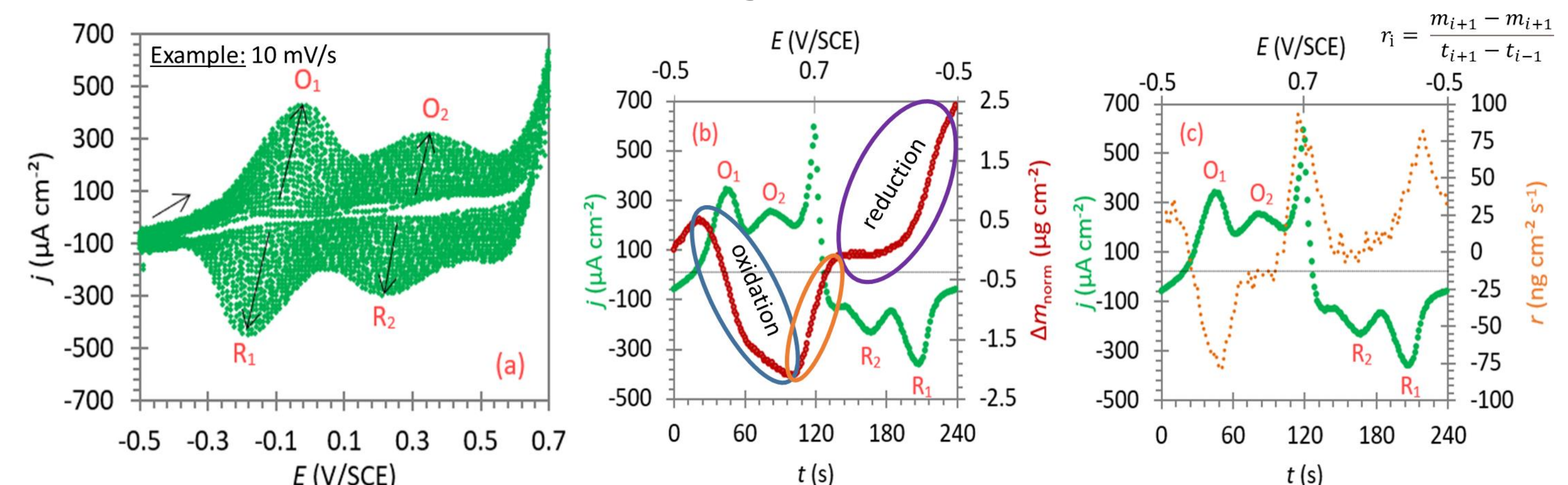
Results

I. Electrodeposition mechanism

- Presence of **many electroactive species** in the solutions
- Electrodeposition mainly observed in parallel to **water oxidation (E > 0.6 V/SCE)/oxygen reduction (E < 0 V/SCE)**



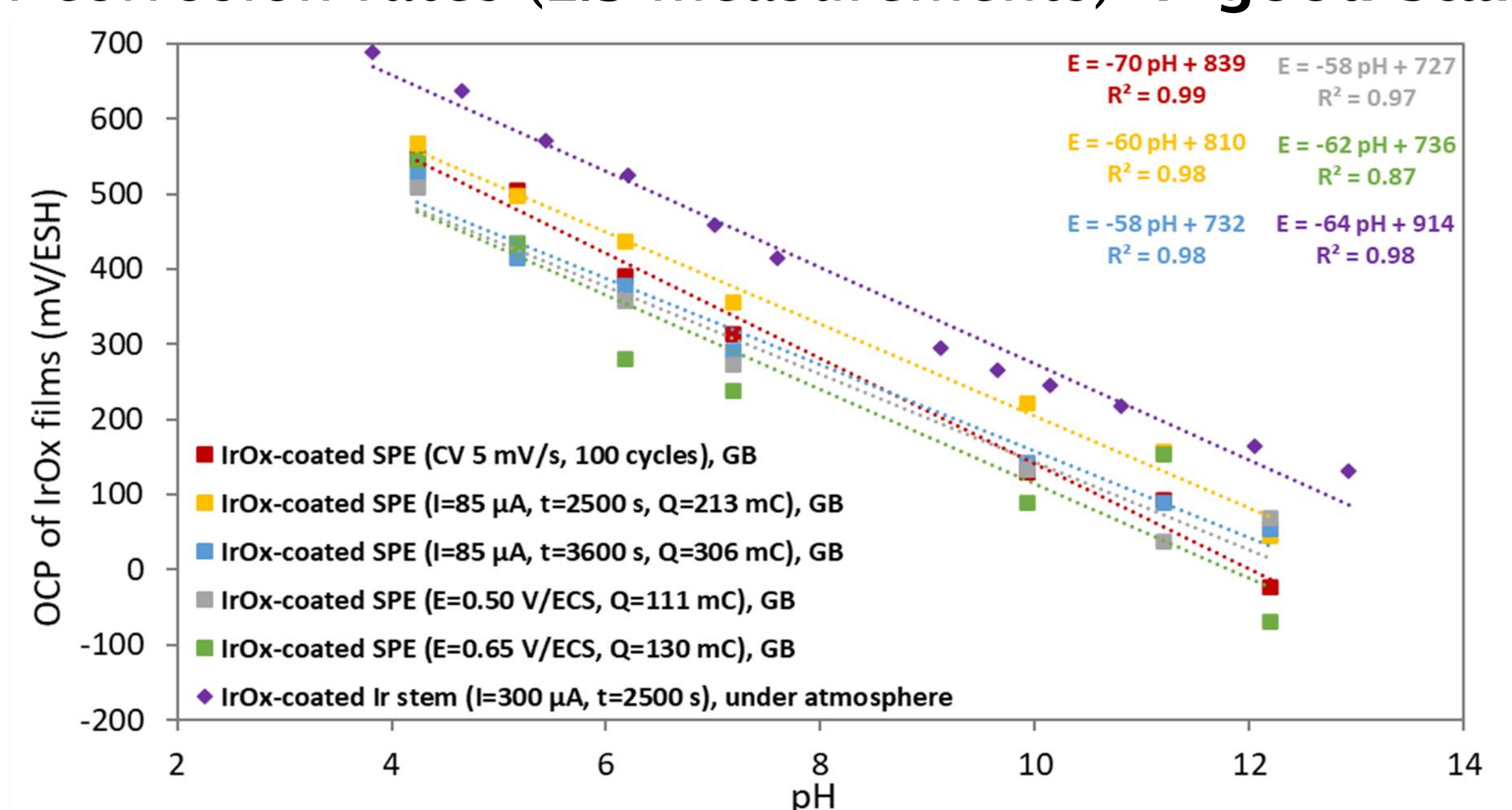
- Identification of **Ir^(III)/Ir^(IV) (O₁/R₁) and Ir^(IV)/Ir^(V) (O₂/R₂) redox couples** on IrOx films during cyclic voltammetry



- **Loss in mass during their oxidation (O₁ and O₂), and gain in mass during their reduction (R₁ and R₂)**

II. Sensitivity of IrOx films for pH monitoring

- **Higher sensitivity with galvanostatic electrodeposition or cyclic voltammetry (slopes between -60 and -70 mV/pH)**
- **Low corrosion rates (EIS measurements) → good stability**



Conclusions and perspectives

1. Electrodeposition by cyclic voltammetry involves several electroactive Ir^{III} and Ir^{IV} species. Mass variations occurs mainly in parallel to water oxidation and oxygen reduction reactions.
2. Variation during cyclic voltammetry suggests deprotonation during oxidation of IrOx films and (re-)protonation or hydroxylation during their reduction
3. IrOx films properties (hydration, oxidation state) can be tuned after electrodeposition, irrespective of the method of electrodeposition
4. IrOx films appear stable and can exhibit a high sensitivity (60-70 mV/pH), showing their interest and ability for long-term pH monitoring

Further work is in progress to demonstrate the robustness of IrOx-based sensors *in situ* over a long period

References/Acknowledgments

This work was funded by a BRGM-ANDRA partnership; CAPTANDRA project

[1] K. Yamanaka, Jpn. J. Appl. Phys. 28 (1989) 632-637.

[2] J. Daoudi, S. Betelu, T. Tzedakis, J. Bertrand, I. Ignatiadis. Sensors 17 (2017) 1372.

[3] R. Rodrigues, J. Bertrand, I. Ignatiadis, S. Betelu. Article on the electrodeposition mechanism in preparation