



**HAL**  
open science

## CO2 Injectivity in geological storages: an overview of program and results of the GeoCarbone-Injectivity Project

Jean-Marc Lombard, Mohamed Azaroual, Jacques Pironon, Daniel Broseta, Patrick Egermann, Gilles Munier, Gérard Mouronval

### ► To cite this version:

Jean-Marc Lombard, Mohamed Azaroual, Jacques Pironon, Daniel Broseta, Patrick Egermann, et al.. CO2 Injectivity in geological storages: an overview of program and results of the GeoCarbone-Injectivity Project. Oil & Gas Science and Technology - Revue d'IFP Energies nouvelles, 2010, 65 (4), pp.533-539. 10.2516/ogst/2010013. hal-00557682

**HAL Id: hal-00557682**

**<https://brgm.hal.science/hal-00557682>**

Submitted on 28 Nov 2018

**HAL** is a multi-disciplinary open access archive for the deposit and dissemination of scientific research documents, whether they are published or not. The documents may come from teaching and research institutions in France or abroad, or from public or private research centers.

L'archive ouverte pluridisciplinaire **HAL**, est destinée au dépôt et à la diffusion de documents scientifiques de niveau recherche, publiés ou non, émanant des établissements d'enseignement et de recherche français ou étrangers, des laboratoires publics ou privés.

# CO<sub>2</sub> Injectivity in Geological Storages: an Overview of Program and Results of the GeoCarbone-Injectivity Project

J.M. Lombard<sup>1\*</sup>, M. Azaroual<sup>2</sup>, J. Pironon<sup>3</sup>, D. Broseta<sup>4</sup>, P. Egermann<sup>1,5</sup>,  
G. Munier<sup>6</sup> and G. Mouronval<sup>7</sup>

<sup>1</sup> Institut français du pétrole, IFP, 1-4 avenue de Bois-Préau, 92852 Rueil-Malmaison Cedex - France

<sup>2</sup> Bureau de Recherches Géologiques et Minières, BRGM, 3 avenue Claude Guillemin, 45060 Orléans Cedex 2 - France

<sup>3</sup> Institut National Polytechnique de Lorraine, INPL, 2 avenue de la Forêt de Haye, 54500 Vandœuvre-lès-Nancy - France

<sup>4</sup> Laboratoire des Fluides Complexes, LFC, Université de Pau et des Pays de l'Adour, BP 1155, 64013 Pau Cedex - France

<sup>5</sup> GDF Suez, 361 avenue du Président Wilson, BP 33, 93211 Saint-Denis-La-Plaine Cedex - France

<sup>6</sup> Geostock, 7 rue E. et A. Peugeot, 92563 Rueil-Malmaison Cedex - France

<sup>7</sup> Total, avenue Larribau, 64018 Pau Cedex - France

e-mail: j-marc.lombard@ifp.fr - m.azaroual@brgm.fr - jacques.pironon@g2r.uhp-nancy.fr - daniel.broseta@univ-pau.fr  
patrick.egermann@gdlsuez.com - gmu@geostock.fr - gerard.mouronval@total.com

\* Corresponding author

**Résumé — Injectivité du CO<sub>2</sub> dans les stockages géologiques : programme et principaux résultats du projet ANR GéoCarbone-Injectivité** — L'objectif du projet GéoCarbone-Injectivité était de définir une méthodologie pour étudier les phénomènes complexes intervenant aux abords des puits lors de l'injection de CO<sub>2</sub>. La méthodologie proposée s'appuie sur des expérimentations interprétées numériquement à l'échelle de la carotte afin de comprendre (modélisation physique et lois de comportement) et de quantifier (paramétrisation des outils de simulation) les différents mécanismes susceptibles de modifier l'injectivité : les interactions roche/fluide, les mécanismes de transport aux abords du puits d'injection et les effets géomécaniques. Ces mécanismes et les paramètres associés devront ensuite être intégrés dans une modélisation à l'échelle métrique à décimétrique des abords du puits d'injection. Cette approche a été appliquée pour l'étude d'une injection potentielle de CO<sub>2</sub> dans la formation géologique du Dogger du Bassin Parisien, en relation avec les projets ANR GéoCarbone.

**Abstract — CO<sub>2</sub> Injectivity in Geological Storages: an Overview of Program and Results of the GeoCarbone-Injectivity Project** — The objective of the GeoCarbone-Injectivity project was to develop a methodology to study the complex phenomena involved in the near wellbore region during CO<sub>2</sub> injection. This paper presents an overview of the program and results of the project, and some further necessary developments. The proposed methodology is based on experiments and simulations at the core scale, in order to understand (physical modelling and definition of constitutive laws) and quantify (calibration of simulation tools) the mechanisms involved in injectivity variations: fluid/rock interactions, transport mechanisms, geomechanical effects. These mechanisms and the associated parameters have then to be integrated in the models at the wellbore scale. The methodology has been applied for the study of a potential injection of CO<sub>2</sub> in the Dogger geological formation of the Paris Basin, in collaboration with the other ANR GeoCarbone projects.

## INTRODUCTION

During the lifetime of a CO<sub>2</sub> geological storage operation, large volumes of CO<sub>2</sub> will have to be injected through a minimum number of wells, for economical reasons but also to minimise leakage risks. The design of a storage will thus require the control of the injectivity: which are the phenomena and the parameters governing the injectivity, how do they vary during the injection, and how to modify them in case of an injectivity loss?

The main goal of the “GeoCarbone-Injectivity” project was to develop a methodology to study these complex phenomena involved in the near wellbore region, and to apply it to the context of the Paris Basin which is studied for site screening and characterization within the framework of the companion project “GeoCarbone-PICOREF”.

The proposed methodology is based on experiments and simulations at the core scale, in order to understand through physical modelling and determination of constitutive laws, and to quantify (calibration of simulation tools) the mechanisms involved in injectivity variations. Figure 1 presents the main mechanisms which can potentially impact the CO<sub>2</sub> injectivity within a CO<sub>2</sub> geological storage operation. Three main classes of phenomena can be distinguished and justify the project organization:

- fluid/rock interactions (Phase 1 of the project),
- transport mechanisms (Phase 2),
- geomechanical effects (Phase 3).

These mechanisms and the associated parameters have then to be integrated in the models at the wellbore scale (Phase 4).

The first three steps of the methodology were applied on samples representative of the Dogger formation of Paris Basin site: Lavoux limestone and/or Charmottes carbonate plugs, and in the different laboratories of the project partners. In-house and commercial softwares were used for the interpretation of these experiments and for simulations of CO<sub>2</sub> injection at the wellbore scale.

## 1 MOST OUTSTANDING RESULTS

### 1.1 Rock/Fluid Interactions

In the first phase of the project, the influence of geochemical reactions on CO<sub>2</sub> injectivity was studied through batch and percolation experiments. The interpretations were performed through numerical simulations using models taking into account both transport and geochemical phenomena (Coores™ and ToughReact simulators).

Experiments in batch reactors have been conducted on plugs of Lavoux oolitic limestones in presence of CO<sub>2</sub> + brine, N<sub>2</sub> + brine and supercritical CO<sub>2</sub>, without thermal gradient at 80°C and at 150 bar bulk pressure. Weak dissolution

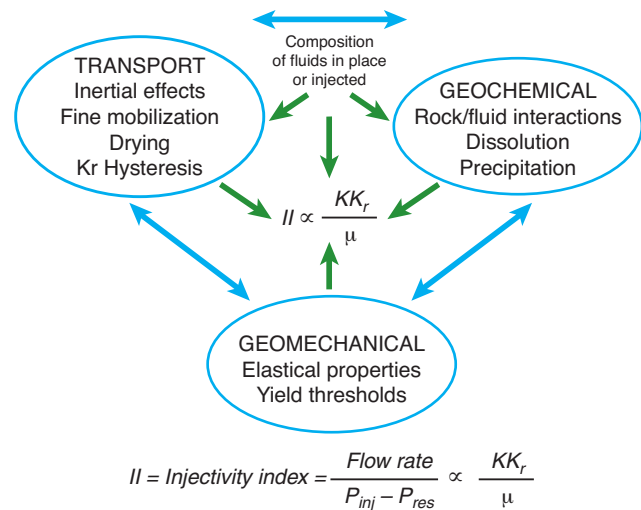


Figure 1

Mechanisms involved in injectivity evolution. Injectivity Index II depends on flow rate and pressures.  $K$ : absolute permeability,  $K_r$ : relative permeability,  $\mu$ : viscosity of the injected fluid.

and/or precipitation phenomena have been detected. Analysis of water chemistry after experiments shows that less than 1% of limestone is dissolved. On the contrary, important mass transfers have been observed in the case of experiments in grain columns (COTAGES device) with thermal gradient (35 to 100°C on 70 cm). Dissolution occurred in the coldest part of the reactor whereas clear sealing calcite precipitated in the hottest part (Fig. 2). This mechanism is accompanied by strong pressure variations with time marking dissolution of calcite during the first 10 days and precipitation after. This behaviour has been qualitatively reproduced by numerical simulations (Sterpenich *et al.*, 2009; André *et al.*, 2009).

Whereas batch experiments with supercritical CO<sub>2</sub> showed only a slight modification of the pore structure due to calcite dissolution, the dissolution/precipitation phenomenon was more strongly highlighted during brine/CO<sub>2</sub> displacement experiments. The results of the percolation experiments performed in Lavoux and Charmottes samples clearly show the influence of the flow rate (effect of the Peclet and Damköhler parameters) on the dissolution patterns observed by NMR and CT-scanner: dissolution with wormhole formation for high flow rates and compact dissolution for low flow rates. These observations gathered in Table 1 are in good agreement with the Peclet/Damköhler diagram of the literature (Fig. 3) established for acid flows (Bazin, 2001; Egermann *et al.*, 2005; Lombard *et al.*, 2007). In most of the cases, the evolution of pressure and effluent composition during the percolation experiments as well as final porosity and permeability, were reproduced qualitatively by simulation (Coores™).




Figure 2

Effect of the thermal gradient on the mass transfer ( $\text{CaCO}_3$ ) for the COTAGES experiment. Left: calcite dissolution at the cold side, right: calcite precipitation at the hot side.

Nevertheless, it was observed that particle displacements may occur and modify the pressure profiles which were not reproducible by simulation. At the present time, this impact is not taken into account by the simulators (Bazin *et al.*, 1994; Bazin, 2001) and this still represents a research challenge.

## 1.2 Transport Properties

Without considering the pore structure alteration due to the acidified brine, transport parameters such as capillary pressure and relative permeability are directly linked to interfacial properties such as interfacial tension (IFT) and wettability.

TABLE 1

Percolation experiments in Lavoux and Charmottes plugs –  $T = 80^\circ\text{C}$ ,  $P = 180$  bar

Field	Sample	Percolation exp. $Q_w + Q_{\text{CO}_2}$ (cc/hr)	Initial porosity	Final porosity	Initial $K_w$ (mD)	Final $K_w$ (mD)	Ca <sup>++</sup>	SO <sub>4</sub> <sup>-</sup>	Comments
Lavoux	LJ001	10	18	17.1	155	154.5 –	No variation	↓ and ↑	Compact dissolution $\phi$ ↑ at the inlet and ↓ slightly at the outlet (as $K$ )
Lavoux	LJ004	40	20.6	20.5	174.8	157.6 ↓	↑	↓ and ↑	Dissolution (inlet + preferential paths) + precipitation (outlet)
Lavoux	LJ003	200	20.8	19.4	89.7	120.9 ↑	↑ and ↓	Small variations	Wormholes (cf. NMR T2 profiles): dissolution > precipitation due to HFR
Charmotte	4-1-aH	4	12.3	12.8	0.47	0.02 ↓	↑ slightly	↓ and ↑ and stable	Compact dissolution at the inlet + uniform porosity
Charmotte	4-2-cH	30	14.4	15.2	2,3	0.95 ↓	↑ and stable	↓ and ↑ and stable	Small wormholes
Charmotte	4-1-bV	140	15.3	16	20.7	21.1 ↑	stable ↑ and ↓	stable	Wormholes and dissolution (uniform porosity increase)

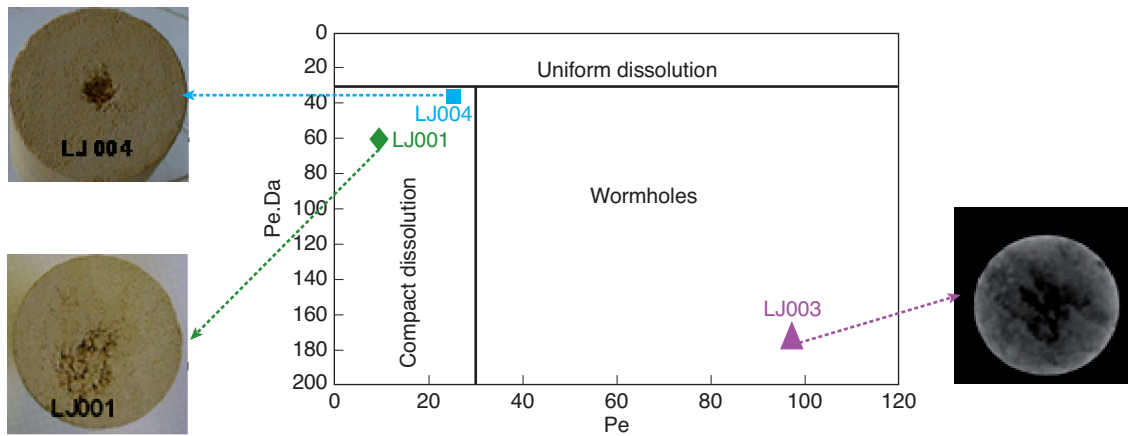


Figure 3

Reactive percolations on Lavoux limestone samples – PeDa diagram.

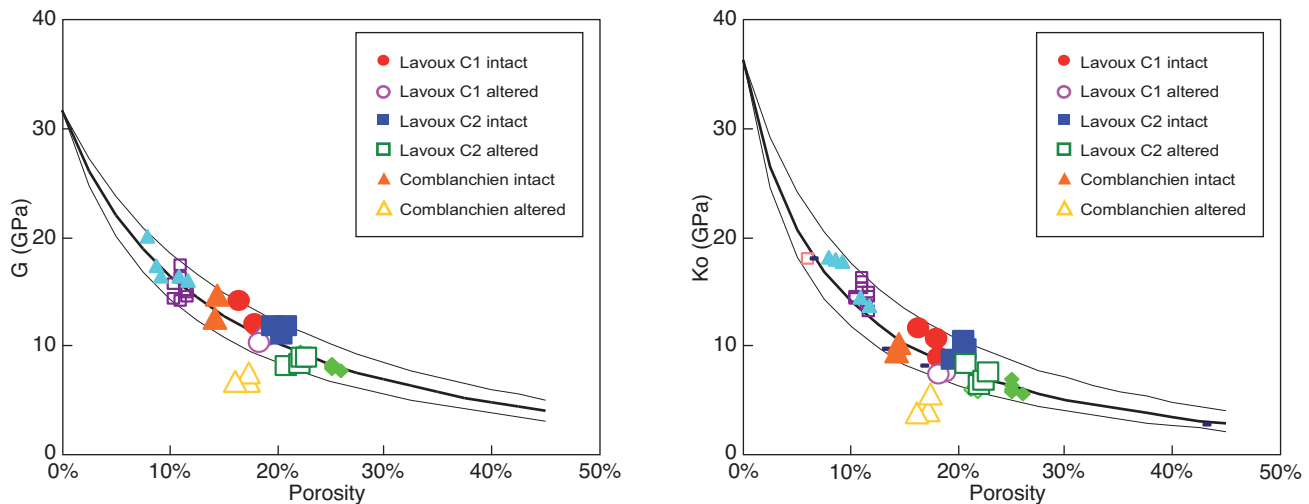


Figure 4

Natural trends for carbonates drained elastic moduli (Bemer *et al.*, 2009).

Chalbaud *et al.* (2009) (in this volume), present an experimental study, performed in parallel to the Injectivity project, which allowed new brine/CO<sub>2</sub> IFT data necessary for CO<sub>2</sub> storage issues to be acquired, and propose a correlation with thermodynamical conditions. Observations at the pore and core scales have also shown the possible wetting behaviour of CO<sub>2</sub> and the authors propose a discussion on its influence on the storage capacity of the investigated formations.

Within the Injectivity project, the evolution of transport properties (single phase and two phase flows) generated by the pore structure alteration of the rock near the well was studied through the characterization of both native samples

representative of the Dogger formation (Lavoux limestone) and samples altered uniformly by an acid solution (Egermann *et al.*, 2006). The acidity has implied a slight increase of permeability and porosity and a decrease of inertial coefficients. Both relative permeabilities and Klinkenberg effects remained unchanged. When no particle displacement takes place, the injectivity of the studied rock seems not to be altered by the acid solution (Radilla *et al.*, 2010, in this volume).

In the first phase of the project it has been shown that the structural modification patterns and the porosity/permeability variations with the reactive and flow regimes can be interpreted with Peclet and Damkhöler numbers. In parallel to this

work, Algive *et al.* (2009) used these dimensionless numbers and a Pore Network Modelling approach to study the impact of such a reactive flow on transport parameters. For different flow regimes (Peclet and Damkhöler numbers) they calculated the porosity/permeability evolution due to dissolution/precipitation phenomena, and the modified two phase flow parameters: capillary pressure and relative permeability.

### 1.3 Geomechanical Parameters

The consequences of the injection of an acid solution on geomechanical parameters of Lavoux samples were investigated. During percolation experiments of a CO<sub>2</sub> saturated brine, the same dissolution patterns were observed as in the first phase, with an axial deformation of the samples. Water+CO<sub>2</sub> percolation experiments have shown an increase of limestone dissolution with the increase of the fluid flow. Dissolution is accompanied by an increase of the size of the “wormholes”. CO<sub>2</sub>-saturated water, chemically equilibrated with the limestones in room conditions, dissolves calcite until the solution becomes equilibrated at *P*, *T* conditions of the experiment. Mechanical behaviour is not affected by the percolation of dry CO<sub>2</sub> (gaseous or supercritical). Replacement of liquid water by CO<sub>2</sub> at the same pressure does not induce any deformation of the samples (Grgic *et al.*, 2010).

The poroelastic properties as well as the rupture criteria (induced fracturing) have been measured on native and altered Lavoux and Comblanchien Charmottes carbonate samples. The homogeneous alteration procedure with an acid solution was the same as in Phase 2 (Egermann *et al.*, 2006). Clear trends of chemically induced mechanical weakening have been outlined (Fig. 4). The experimental data have been compared to the data obtained by phenomenological and empirical models (Bemer *et al.*, 2009, in the previous OGST volume). Nevertheless additional experimental data are needed to further investigate the effects of chemical alteration on carbonates geomechanical properties and to integrate them in reactive transport simulators.

### 1.4 Coupling Phenomena

The information on the coupling of Thermo-Hydro-Mechanical-Chemical (THMC) phenomena was partially integrated in the simulators used by the partners (ToughReact, Coores™) within Phase 4 of the project. The effects of several types of coupling (HC, TH, THC, THM) were also tested (ToughReact) in the context of various scenarios of CO<sub>2</sub> injection in a generic aquifer representative of Paris Basin. 1D and 2D radial models were used. The petrophysical properties of the Lavoux limestone were considered. The initial

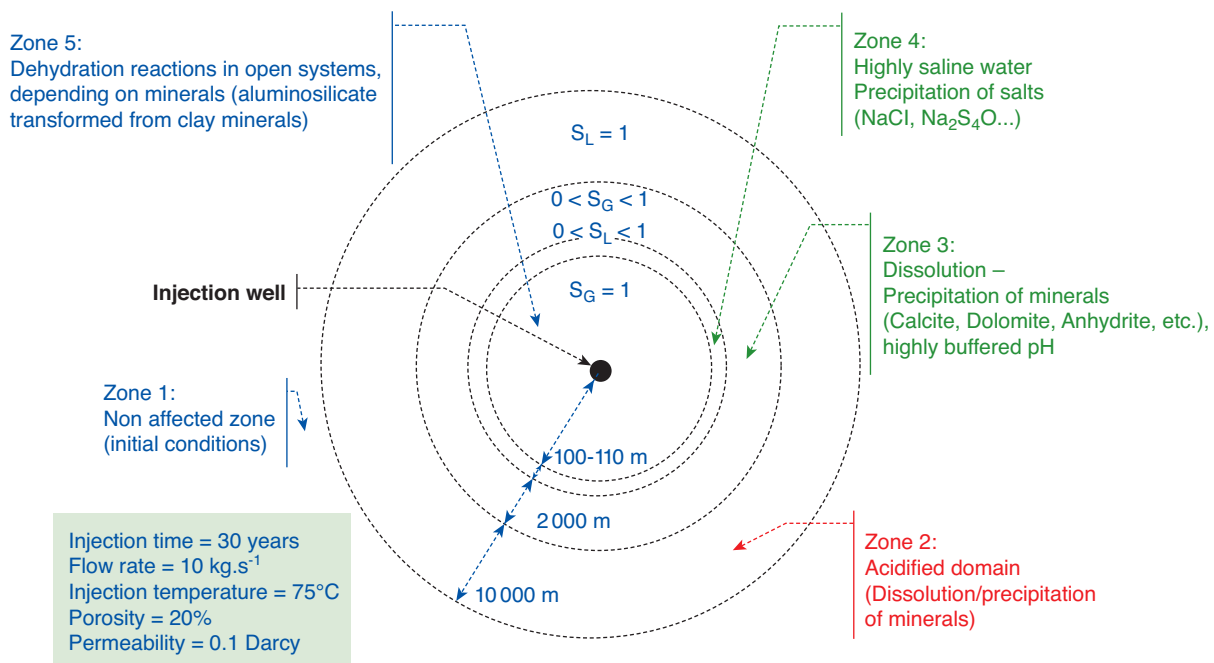


Figure 5

Structured zones and physical (evaporation, overpressure, cooling and relative saturation) and reactive chemical (pH, mineral dissolution/precipitation/transformation) phenomena within different zones around the CO<sub>2</sub> injection well (schematic concept based on the integrated results on experiments and numerical simulations) (Azaroual *et al.*, 2007).

pressure and temperature of the formation were 180 bar and 75°C.

In terms of Pressure-Rate-Time relationship, the modifications of CO<sub>2</sub> injection flow rate (temperature  $T = 75^{\circ}\text{C}$ ) led to only slight variations of the (stable) final pressure (Tab. 2). For a CO<sub>2</sub> injection at a constant flow rate of  $Q = 5 \text{ kg/s}$  ( $T = 50^{\circ}\text{C}$ ), the Thermo-Hydro-Mechanical coupling (THM) also does not show significant overpressures (André *et al.*, 2007).

TABLE 2

Final pressure vs flow rate during the injection of CO<sub>2</sub> in the generic Dogger aquifer.  $P_{\text{initial}} = 180 \text{ bar}$ ,  $T_{\text{initial}} = 75^{\circ}\text{C}$ .  
Final pressures do not vary significantly with time

Flow rate (kg/s)	Final pressure (bar)
10	213
20	242
30	268

Finally Figure 5 summarizes the main phenomena occurring in the different zones around the injection well and partially highlighted within this study. The phenomena of drying and dehydration of the near wellbore region were not studied within the Injectivity project. The observed displacement of fines is also not yet taken into account in the simulators and require further research work.

## CONCLUSIONS AND PERSPECTIVES

This Injectivity project objective was to develop a methodology to study the complex phenomena involved in the near wellbore region during CO<sub>2</sub> injection. It allowed new experimental tools to be developed and first sets of geochemical, petrophysical and mechanical experimental data to be acquired before and after CO<sub>2</sub> injection in the Dogger Paris Basin formation:

- the dissolution/precipitation phenomena linked to the acidity of the brine/CO<sub>2</sub> solution (not equilibrated with the rock) have been outlined and can be studied through dimensionless numbers. In presence of water, equilibrated with the rock and saturated with CO<sub>2</sub>, dissolution rates and pore rearrangements are weak, at the detection limit of the analytical techniques;
- the measured interfacial and transport parameters are presented in Chalbaud *et al.* (2009) and in Radilla *et al.* (2010). When no particle displacement takes place, the injectivity of the studied formation is not altered by the acid solution. A Pore Network Modelling Approach should allow a better prediction of the evolution of pore structure and transport parameters during a CO<sub>2</sub> injection;
- clear trends of chemically induced mechanical weakening have been outlined on altered Lavoux and Charmottes samples (Bemer *et al.*, 2009);

- within the simulation of various scenarios of CO<sub>2</sub> injection in a generic aquifer representative of Paris Basin, several types of coupling (HC, TH, THC, THM) were tested. For this aquifer, large overpressures were never obtained throughout the simulations.

In order to improve the interpretation models and for a better implementation in the reactive transport simulators, the experimental data would need to be completed.

The influence of particle displacements which has been observed is not yet well taken into account and should be studied within further research works. Furthermore, drying and dehydration are two other important phenomena occurring near the injection well which were not considered in this project. They are studied within the “Near Well” ANR project (2008-2010). The influence of impurities in CO<sub>2</sub> on geochemical and dissolution/precipitation mechanisms also has to be better understood. This is one of the goals of the “Annex Gas” ANR project (2007-2010).

## ACKNOWLEDGMENTS

The GeoCarbone-Injectivity project was funded by the CO<sub>2</sub> programme of the French National Agency for Research (ANR). It was supported by a consortium of companies (GDF Suez, Geostock, Total) and research institutions (IFP, BRGM, INPL and LFC). The authors thank Toreador for providing rock samples and all the researchers who contributed to this work.

## REFERENCES

- Algive L., Bekri S., Vizika O. (2009) Reactive pore network modelling dedicated to the petrophysical properties changes while injecting CO<sub>2</sub>, Paper SPE 124305 presented at the *SPE ATCE*, New Orleans, USA, October 4-7.
- André L., Audigane P., Azaroual M., Menjot A. (2007) Numerical modelling of fluid-rock chemical interactions at the supercritical CO<sub>2</sub>-liquid interface during supercritical carbon dioxide injection into a carbonated reservoir, the Dogger aquifer (Paris Basin, France), *Energ. Convers. Manage.* **48**, 6, 1782-1797.
- André L., Azaroual M., Menjot A. (2009) Numerical simulations of the thermal impact of supercritical CO<sub>2</sub> injection on chemical reactivity in a carbonate saline aquifer, *Transport in Porous Media*, DOI 10.1007/s11242-009-9474-2.
- André L., Azaroual M., Menjot A., Kervévan C., Lombard J.M., Egermann P. (2007) Control of supercritical CO<sub>2</sub> injectivity in the deep Dogger aquifer of the Paris basin from different injection scenarios, poster presented at the *First French-German Symposium on Geological Storage of CO<sub>2</sub>*, Postdam, Germany, June 21-22 2007.
- Azaroual M., Pruess K., Fouillac C. (2007) Feasibility of using supercritical CO<sub>2</sub> as heat transmission fluid in the EGS (Enhanced Geothermal Systems) integrating the carbon storage constraints, *ENGINE – Enhanced Geothermal Innovative Network for Europe, Workshop 2: Exploring high temperature reservoirs: new challenges for geothermal energy*, SIAF Campus, 1-4 April, Volterra, Italy.

- Bazin B. (2001) From Matrix Acidizing to Acid Fracturing: a Laboratory Evaluation of Acid/Rock Interactions, *SPEPF*, February 2001, p. 22-29.
- Bazin B., Souto E., Le-Thiez P. (1994) Control of formation damage by modeling water/rock interaction, SPE 28601 Presented at the *International Symposium on Formation Damage Control*, Of the Society of Petroleum Engineers, Lafayette, Feb. 7-10.
- Bemer E., Lombard J.M. (2010) From injectivity to integrity studies of CO<sub>2</sub> geological storage: chemical alteration effects on carbonates petrophysical and geomechanical properties, *Oil Gas Sci. Technol. – Rev. IFP* **65**, 3, DOI: 10.2516/ogst/2009028.
- Chalraud C., Robin M., Lombard J.M., Bertin H., Egermann P. (2010) Brine/CO<sub>2</sub> interfacial properties and effects on CO<sub>2</sub> storage in deep saline aquifers, *Oil Gas Sci. Technol. – Rev. IFP* **65**, 4, DOI: 10.2516/ogst/2009061.
- Egermann P., Bazin B., Vizika O. (2005) An experimental investigation of reaction-transport phenomena during CO<sub>2</sub> injection, SPE 93674, in *SPE Middle East Oil Show*, Proceedings: Society of Petroleum Engineers.
- Egermann P., Bemer E., Zinszner B. (2006) An experimental investigation of the rock properties evolution associated to different levels of CO<sub>2</sub> injection like alteration processes, SCA2006-64, in *SCA Trondheim Symposium*, Proceedings: Society of Core Analysts.
- Grgic D. et al. (2010) The influence of CO<sub>2</sub> on physico-chemical and mechanical behaviours of oolitic limestone, in revision for publication in *Journal of Geophysical Research*.
- Lombard J.M., Egermann P., Lions J., André L., Azaroual M. (2007) Impact of dissolution/precipitation processes on injectivity during a CO<sub>2</sub> injection, poster presented at the *First French-German Symposium on Geological Storage of CO<sub>2</sub>*, Postdam, Germany, June 21-22 2007.
- Radilla G., Kacem M., Lombard J.M., Fourar M. (2010) Transport properties of Lavoux Limestone at various stages of CO<sub>2</sub>-like acid-rock alteration, *Oil Gas Sci. Technol. – Rev. IFP* **65**, 4, DOI: 10.2516/ogst/2009081.
- Sterpenich J., Sausse J., Pironon J., Géhin A., Hubert G., Perfetti E., Grgic D. (2009) Experimental ageing of oolitic limestones under CO<sub>2</sub> storage conditions: Petrographical and chemical evidence, *J. Chem. Geol.* **265**, 99-112.

Final manuscript received in May 2010  
Published online in July 2010

Copyright © 2010 Institut français du pétrole

Permission to make digital or hard copies of part or all of this work for personal or classroom use is granted without fee provided that copies are not made or distributed for profit or commercial advantage and that copies bear this notice and the full citation on the first page. Copyrights for components of this work owned by others than IFP must be honored. Abstracting with credit is permitted. To copy otherwise, to republish, to post on servers, or to redistribute to lists, requires prior specific permission and/or a fee: Request permission from Documentation, Institut français du pétrole, fax. +33 1 47 52 70 78, or [revueogst@ifp.fr](mailto:revueogst@ifp.fr).